



TTI
SUCCESS
INSIGHTS®

TriMetrix® HD
Talent

Tom Roberts
Business Services
Lindsay Enterprises
11-30-2015



Introduction Where Opportunity Meets Talent®

Research has proven that job-related talents are directly related to job satisfaction and personal performance. People are well positioned to achieve success when they are engaged in work suited to their inherent skills, behavioral style and unique values. Your TriMetrix® HD Talent Report can be compared with specific job requirements outlined in TriMetrix® HD Job Reports. When the talent required by the job is clearly defined and in turn matched to the individual, everyone wins!

The following is a highly-personalized portrait of your talent in three main sections:

Competencies Hierarchy (25 Areas)

This section presents 25 key competencies and ranks them from top to bottom, defining your major strengths. The skills at the top highlight well-developed capabilities and reveal where you are naturally most effective in focusing your time.

Driving Forces Clusters (12 Areas)

This section identifies what drives you. In order to be successful and energized on the job, it is important that your driving forces are in alignment with the rewards of your role.

Behavioral Hierarchy (12 Areas)

This section ranks the traits that most closely describe your natural behavior. When your job requires the use of your top behavioral traits, your potential for success increases, as do your levels of personal and professional satisfaction.

Summary of Top Competencies

This section provides detail on your top seven competencies. Apply your strongest competencies to your job as appropriate and develop further competencies as required.

Driving Forces Feedback

This section expands on your Primary Driving Forces Cluster. You will feel energized and successful at work when your job supports and satisfies these driving forces.

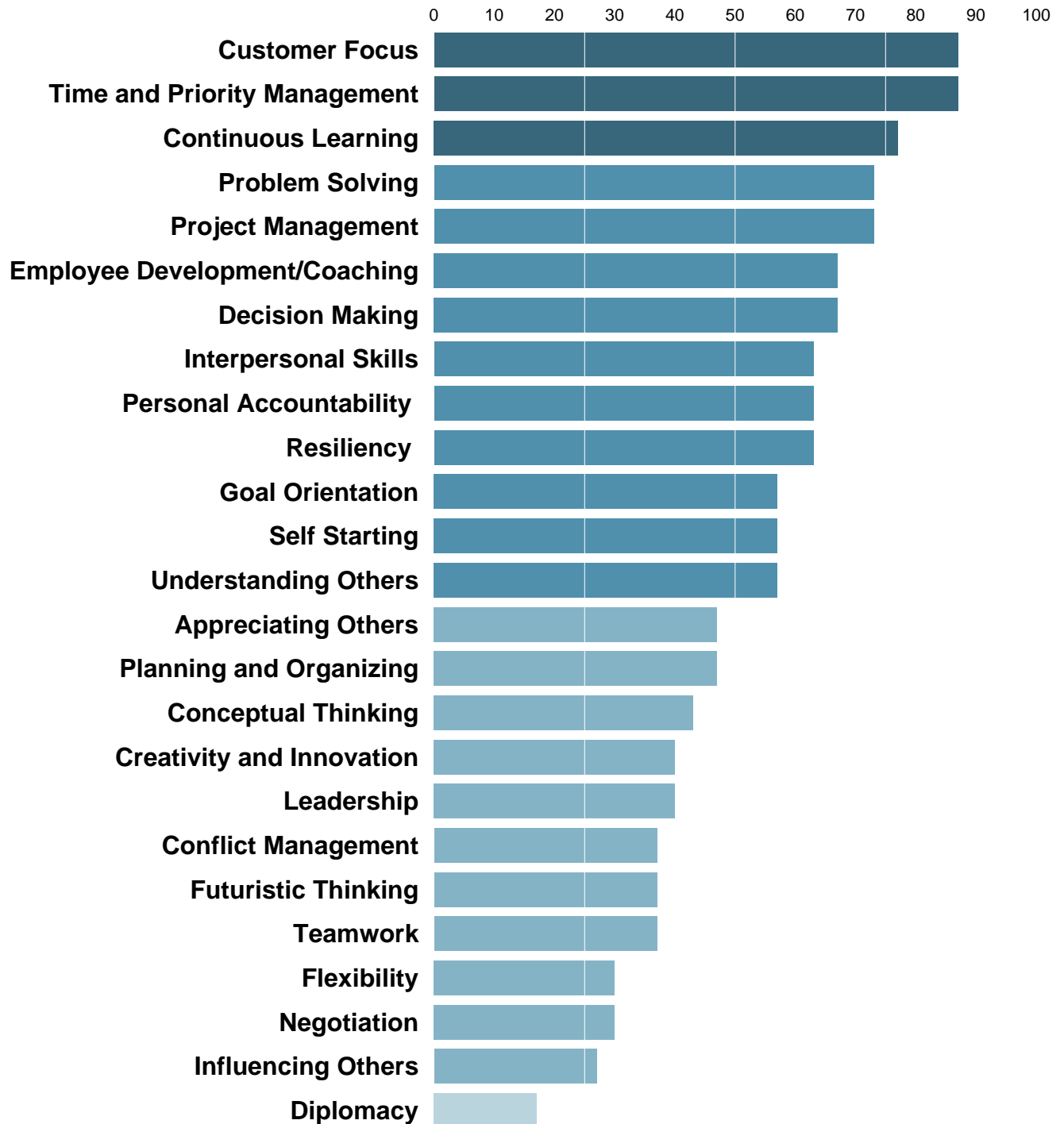
Behavioral Feedback

This section gives you insight into your top four behavioral traits to further identify your unique strengths.



Development Indicator

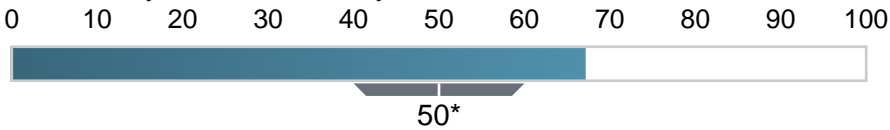
This section of your report shows your development level of 25 personal skills based on your responses to the questionnaire.





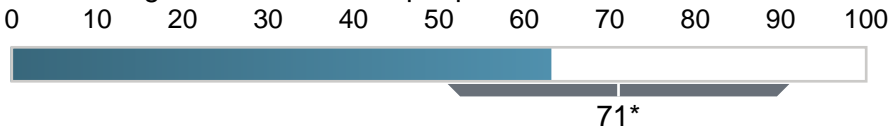
Competencies Hierarchy

7. Decision Making - Analyzing all aspects of a situation to make consistently sound and timely decisions.



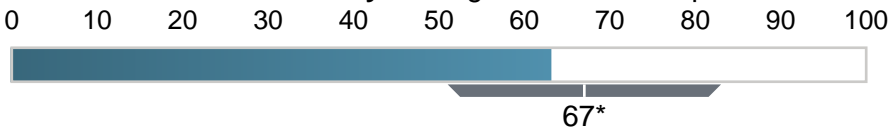
67

8. Interpersonal Skills - Effectively communicating, building rapport and relating well to all kinds of people.



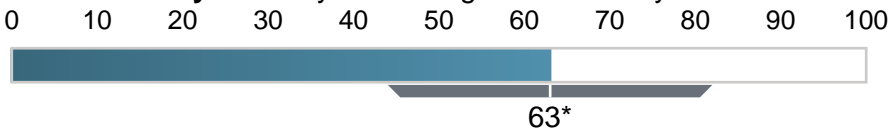
63

9. Personal Accountability - Being answerable for personal actions.



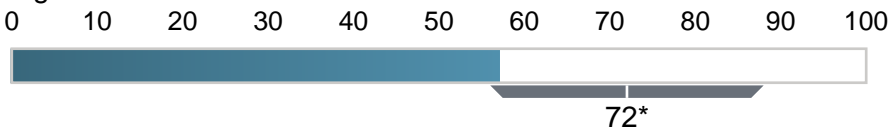
63

10. Resiliency - Quickly recovering from adversity.



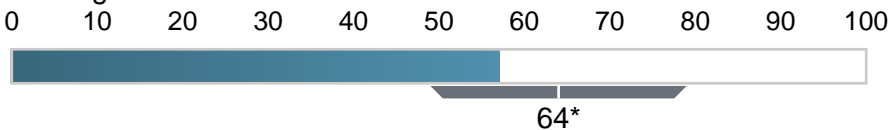
63

11. Goal Orientation - Setting, pursuing and attaining goals, regardless of obstacles or circumstances.



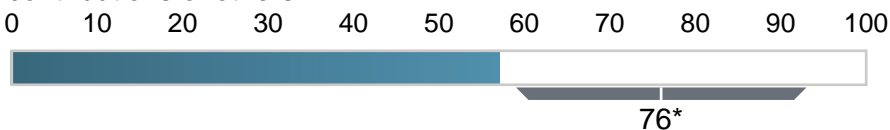
57

12. Self Starting - Demonstrating initiative and willingness to begin working.



57

13. Understanding Others - Understanding the uniqueness and contributions of others.



57

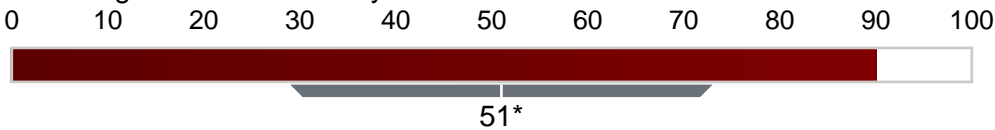
* 68% of the population falls within the shaded area.



Primary Driving Forces Cluster

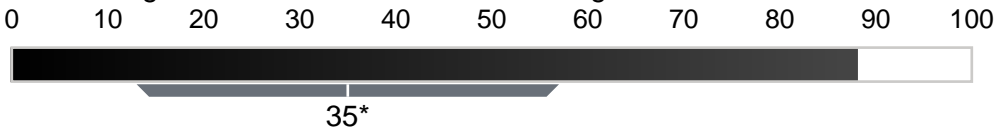
Your top driving forces create a cluster of drivers that move you to action. If you focus on the cluster rather than a single driver you can create combinations of factors that are very specific to you. The closer the scores are to each other the more you can pull from each driver. Think about the driver that you can relate to most and then see how your other primary drivers can support or complement to create your unique driving force.

1. Intellectual - People who are driven by opportunities to learn, acquire knowledge and the discovery of truth.



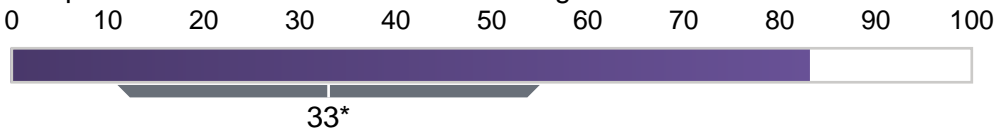
90

2. Collaborative - People who are driven by being in a supporting role and contributing with little need for individual recognition.



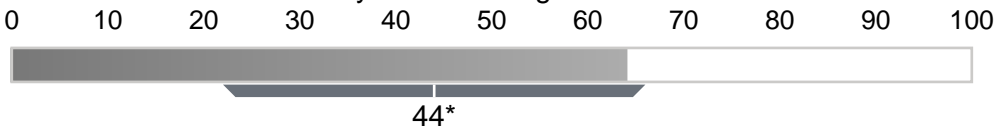
88

3. Harmonious - People who are driven by the experience, subjective viewpoints and balance in their surroundings.



83

4. Receptive - People who are driven by new ideas, methods and opportunities that fall outside a defined system for living.



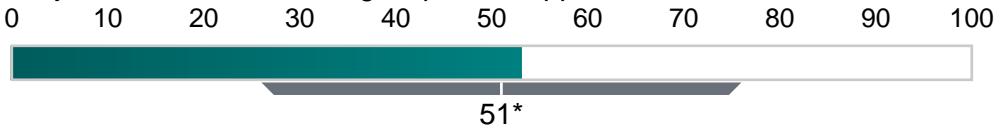
64



Situational Driving Forces Cluster

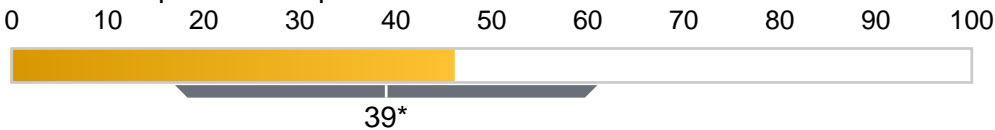
Your middle driving forces create a cluster of drivers that come in to play on a situational basis. While not as significant as your primary drivers, they can influence your actions in certain scenarios.

5. Intentional - People who are driven to assist others for a specific purpose, not just for the sake of being helpful or supportive.



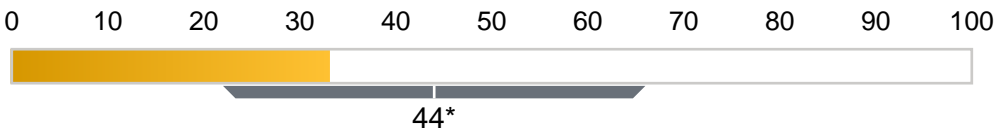
53

6. Selfless - People who are driven by completing tasks for the greater good, with little expectation of personal return.



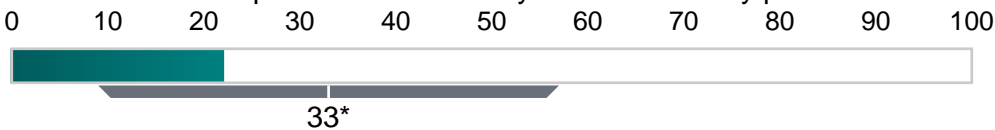
46

7. Resourceful - People who are driven by practical results, maximizing both efficiency and returns for their investments of time, talent, energy and resources.



33

8. Altruistic - People who are driven by the benefits they provide others.




22



Indifferent Driving Forces Cluster

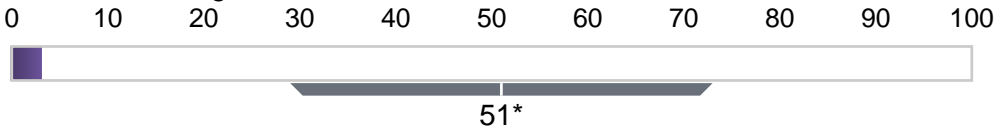
You may feel indifferent toward some or all of the drivers in this cluster. However, the remaining factors may cause an adverse reaction when interacting with people who have one or more of these as a primary driving force.

9. Structured - People who are driven by traditional approaches, proven methods and a defined system for living.



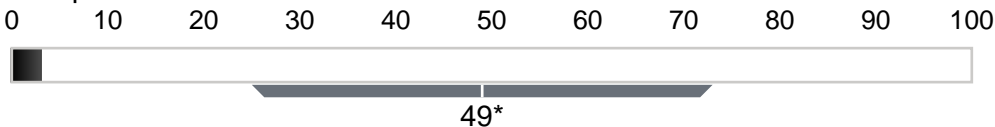
21

10. Objective - People who are driven by the functionality and objectivity of their surroundings.



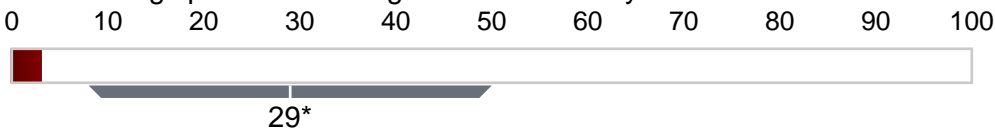
0

11. Commanding - People who are driven by status, recognition and control over personal freedom.



0

12. Instinctive - People who are driven by utilizing past experiences, intuition and seeking specific knowledge when necessary.



0



Behavioral Hierarchy

8. Frequent Interaction with Others - Dealing with multiple interruptions on a continual basis, always maintaining a friendly interface with others.

0 10 20 30 40 50 60 70 80 90 100



62*

40

9. Versatility - Bringing together a multitude of talents and a willingness to adapt the talents to changing assignments as required.

0 10 20 30 40 50 60 70 80 90 100



53*

30

10. Competitiveness - Tenacity, boldness, assertiveness and a "will to win" in all situations.

0 10 20 30 40 50 60 70 80 90 100



47*

20

11. Frequent Change - Moving easily from task to task or being asked to leave several tasks unfinished and easily move on to the new task with little or no notice.

0 10 20 30 40 50 60 70 80 90 100



52*

18

12. Urgency - Decisiveness, quick response and fast action.

0 10 20 30 40 50 60 70 80 90 100

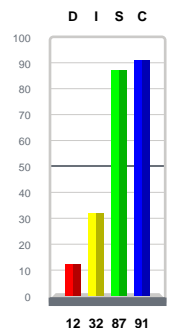
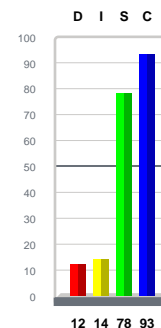


43*

15

Adapted Style

Natural Style



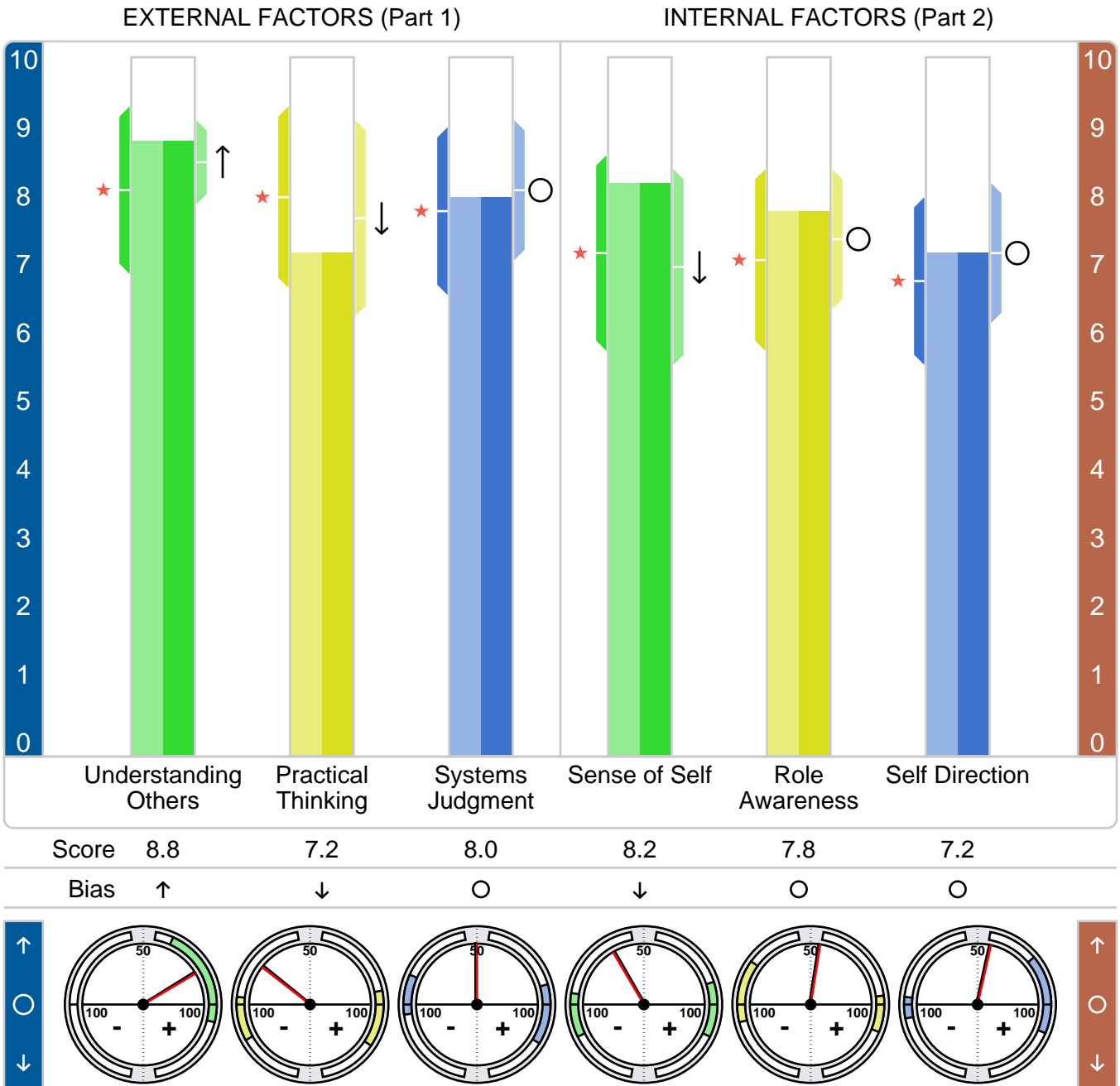
SIA: 12-14-78-93 (21) SIN: 12-32-87-91 (21)

* 68% of the population falls within the shaded area.



Dimensional Balance

- ★ Population mean
- ↑ Overvaluation
- Neutral valuation
- ↓ Undervaluation



Rev: 0.91-0.90